

# Adult Guidance

## Digestive System Parts

### Digestive System

The children will already have learnt about the skeletal and muscular systems in Year 3. This unit is designed to build on their prior knowledge of the basic need for food, the parts of the body and what they are used for.

This unit will enable the children is the foundation for the Year 6 Animals Including Humans unit where they will bring together their understanding of the different systems in their body, nutrition and how the body transfers nutrients to different parts of the body.

### Parts Versus Function

In this lesson children will be identifying the parts and naming them. The functions of the different parts of the digestive system will be the focus of Lesson 2 Digestive System Functions. While the children will be naturally curious and may speculate – ask them to jot down ideas on post-it notes or card and put on display for the next lesson.

### Duodenum

The duodenum is the first part of the small intestine and is mentioned separately here as it is primarily responsible for breaking down food using enzymes. In this lesson the children need to understand that it is a special part of the small intestine but need to avoid seeing it as separate to it.



# Science

Animals Including Humans



# Digestive System Parts

# Aim

- I can identify and name parts of the human digestive system.

# Success Criteria

- I can name parts of the digestive system.
- I can identify parts of the digestive system.
- I can construct the digestive system.



# Digestive System



Humans digest food. They have a digestive system that allows them to do this.

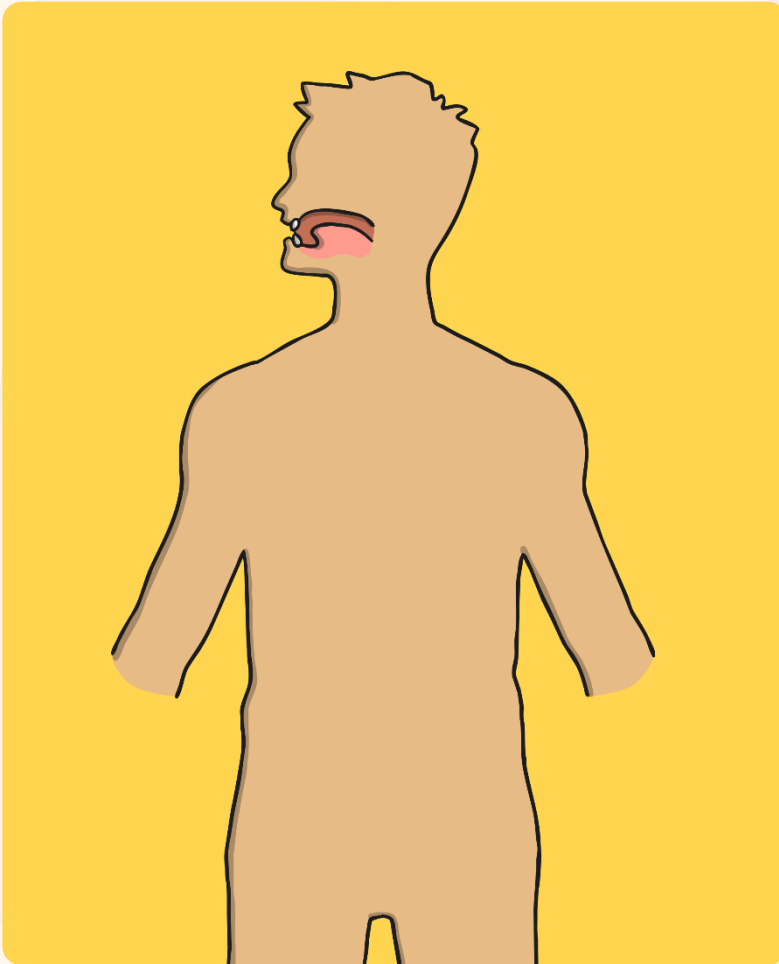
What do you think digest/digestive system mean?

Click here for  
a definition of  
**digest**

Click here for  
a definition of  
**digestive  
system**



# Digestive System Parts



You are now going to draw and label the body parts that you think are part of the digestive system!

Think about the following to help you:

How do humans digest food?


How does food travel through the body?

What parts of the body are involved?

(Hint: it's not just the ones on the outside that you can see!)



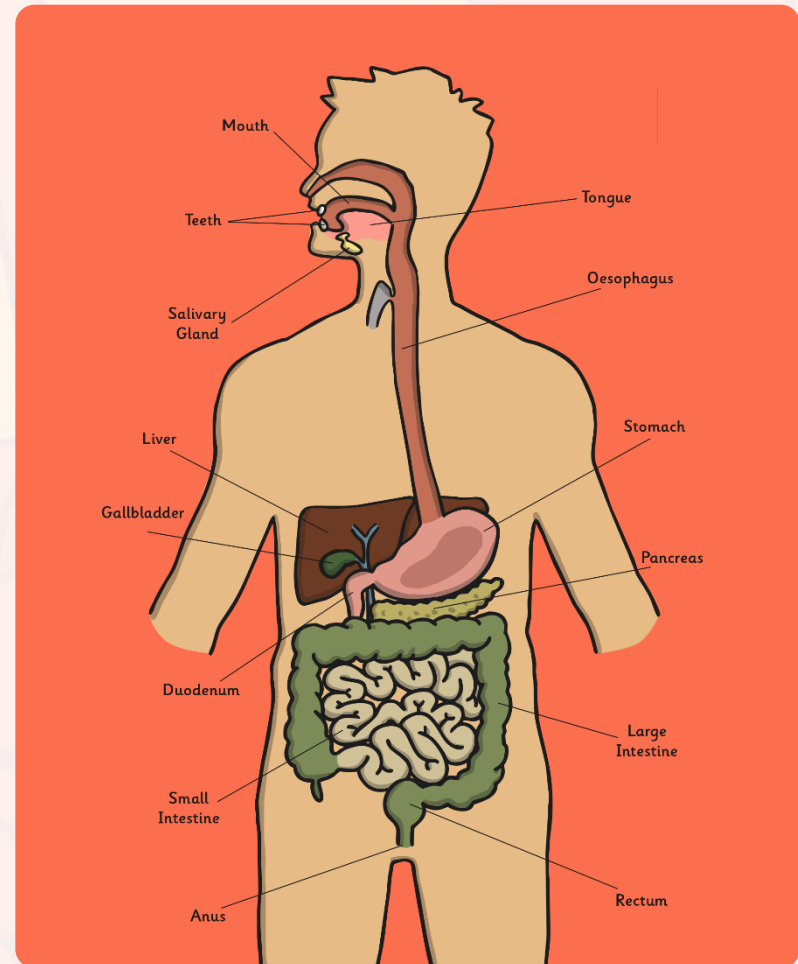
# Digestive System Parts



Swap your sheet with your partner.

Peer mark their work:

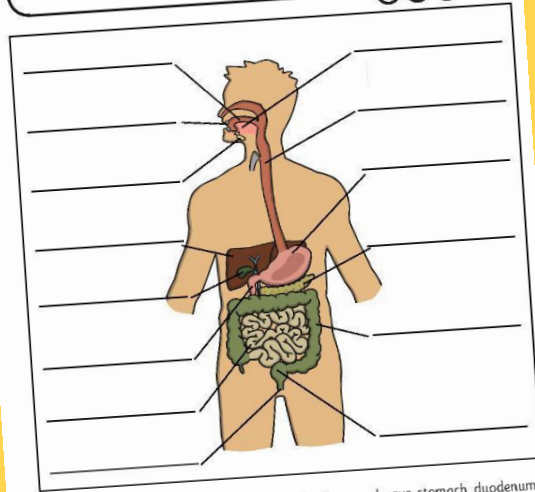
- Tick any body parts that were correct and cross any that were incorrect.
- Swap back with your partner.
- Were there any obvious body parts you missed out?
- Were there any body parts that you were surprised by?



# Naming Parts of the Digestive System



## ★ Naming Parts of the Digestive System



**Key words:** mouth, tongue, teeth, salivary glands, oesophagus, stomach, duodenum, small intestine, large intestine, gallbladder, pancreas, liver, rectus, anus.

Can you name all the parts of the digestive system?

### Task:

You will be given a sheet with key words to name and label the different parts of the digestive system.

When you have finished stick it next to your drawing of the digestive system from earlier in the lesson.





# Identifying and Naming



You will work in small groups to help create our class display!

Each group will be given a different part of the digestive system which they will add to the display.



You will be assigned one of the following roles:

- 1) **Identifier** (Identify the part correctly).
- 2) **Namer** (Name the part correctly)
- 3) **Displayer** (Add the body part and name label to the body outline on display)



# Aim

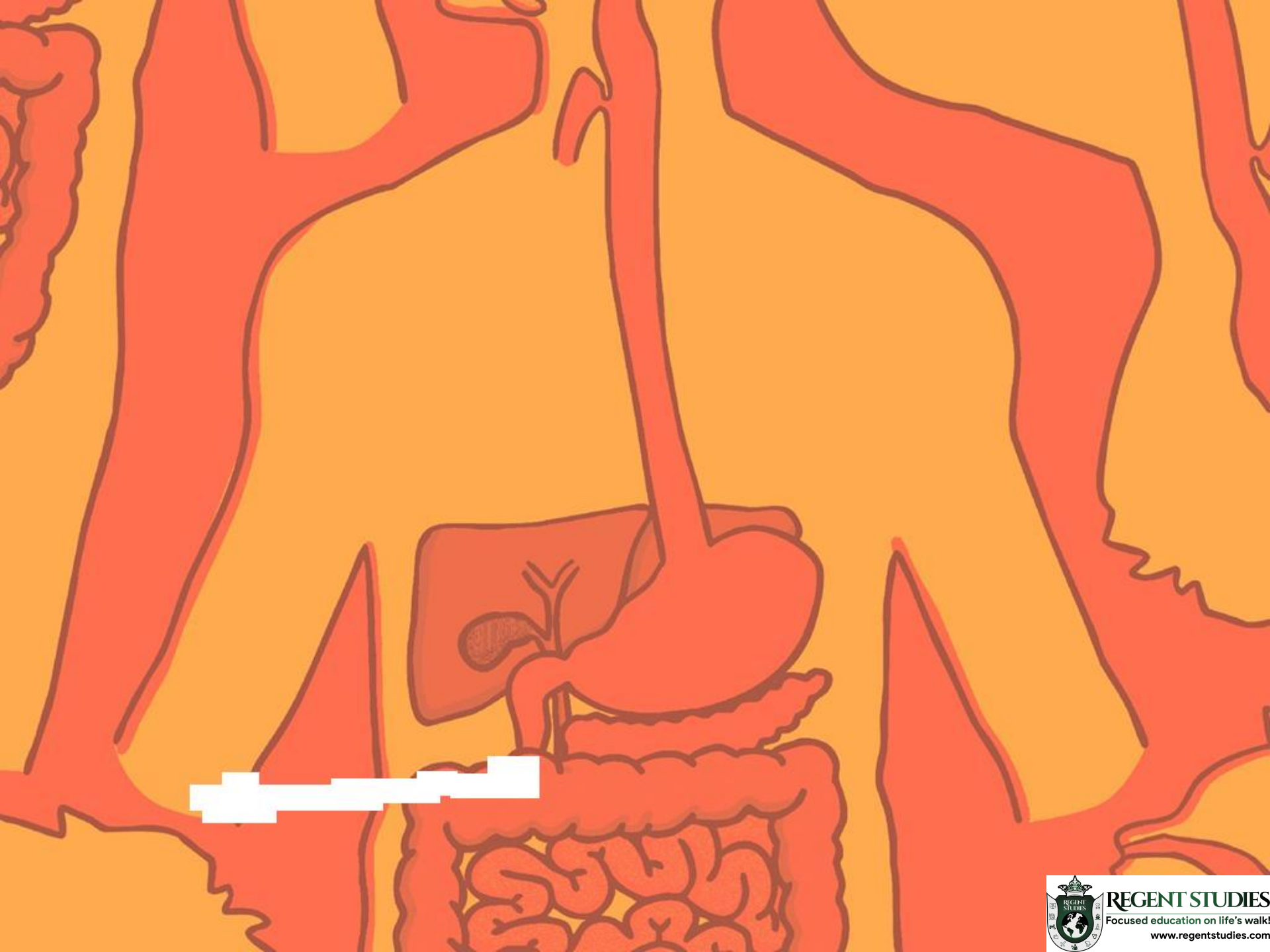


- I can identify and name parts of the human digestive system.

# Success Criteria

- I can name parts of the digestive system.
- I can identify parts of the digestive system.
- I can construct the digestive system.





[Redacted text]



**REGENT STUDIES**

Focused education on life's walk

[www.regentstudies.com](http://www.regentstudies.com)